

ON SOME INEQUALITIES FOR THE SKEW LAPLACIAN ENERGY OF DIGRAPHS

C. ADIGA AND Z. KHOSHBAKHT

Department of Studies in Mathematics

University of Mysore

Manasagangothri

MYSORE - 570 006, INDIA

EEmail: c_adiga@hotmail.com znbkht@gmail.com

Received: 16 April, 2009

Accepted: 28 July, 2009

Communicated by: S.S. Dragomir

2000 AMS Sub. Class.: 05C50, 05C90.

Key words: Digraphs, skew energy, skew Laplacian energy.

Abstract: In this paper we introduce and investigate the skew Laplacian energy of a digraph. We establish upper and lower bounds for the skew Laplacian energy of a digraph.

Acknowledgements: We thank the referee for helpful remarks and useful suggestions. The first author is thankful to the Department of Science and Technology, Government of India, New Delhi for the financial support under the grant DST/SR/S4/MS: 490/07.





Skew Laplacian Energy of Digraphs

C. Adiga and Z. Khoshbakht

vol. 10, iss. 3, art. 80, 2009

[Title Page](#)

[Contents](#)



Page 1 of 12

[Go Back](#)

[Full Screen](#)

[Close](#)

journal of **inequalities**
in pure and applied
mathematics

issn: 1443-5756

Contents

- | | | |
|---|---|---|
| 1 | Introduction | 3 |
| 2 | Bounds for the Skew Laplacian Energy of a Digraph | 6 |



Skew Laplacian Energy of Digraphs

C. Adiga and Z. Khoshbakht

vol. 10, iss. 3, art. 80, 2009

[Title Page](#)

[Contents](#)



Page 2 of 12

[Go Back](#)

[Full Screen](#)

[Close](#)

journal of **inequalities**
in pure and applied
mathematics

issn: 1443-5756



1. Introduction

In this paper we are concerned with simple directed graphs. A directed graph (or just digraph) G consists of a non-empty finite set $V(G) = \{v_1, v_2, \dots, v_n\}$ of elements called vertices and a finite set $\Gamma(G)$ of ordered pairs of distinct vertices called arcs. Two vertices are called adjacent if they are connected by an arc. The skew-adjacency matrix of G is the $n \times n$ matrix $S(G) = [a_{ij}]$ where $a_{ij} = 1$ whenever $(v_i, v_j) \in \Gamma(G)$, $a_{ij} = -1$ whenever $(v_j, v_i) \in \Gamma(G)$, $a_{ij} = 0$ otherwise. Hence $S(G)$ is a skew symmetric matrix of order n and all its eigenvalues are of the form $i\lambda$ where $i = \sqrt{-1}$ and $\lambda \in \mathbb{R}$. The skew energy of G is the sum of the absolute value of the eigenvalues of $S(G)$. For additional information on the skew energy of digraphs we refer to [1]. The degree of a vertex in a digraph G is the degree of the corresponding vertex of the underlying graph of G . Let $D(G) = \text{diag}(d_1, d_2, \dots, d_n)$, the diagonal matrix with vertex degrees d_1, d_2, \dots, d_n of v_1, v_2, \dots, v_n . Then $L(G) = D(G) - S(G)$ is called the Laplacian matrix of the digraph G . Let $\mu_1, \mu_2, \dots, \mu_n$ be the eigenvalues of $L(G)$. Then the set $\sigma_{SL}(G) = \{\mu_1, \mu_2, \dots, \mu_n\}$ is called the skew Laplacian spectrum of the digraph G . The Laplacian matrix of a simple, undirected (n, m) graph G_1 is $L(G_1) = D(G_1) - A(G_1)$, where $A(G_1)$ is the adjacency matrix of G_1 . It is symmetric, singular, positive semi-definite and all its eigenvalues are real and non negative. It is well known that the smallest eigenvalue is zero and its multiplicity is equal to the number of connected components of G_1 . The Laplacian spectrum of the graph G_1 , consisting of the numbers $\alpha_1, \alpha_2, \dots, \alpha_n$ is the spectrum of its Laplacian matrix $L(G_1)$ [3, 4]. The spectrum of the graph G_1 , consisting of the numbers $\lambda_1, \lambda_2, \dots, \lambda_n$ is the spectrum of its adjacency matrix $A(G_1)$. The ordinary and Laplacian eigenvalues obey the following well-known relations:

$$(1.1) \quad \sum_{i=1}^n \lambda_i = 0; \quad \sum_{i=1}^n \lambda_i^2 = 2m,$$

Title Page

Contents



Page 3 of 12

Go Back

Full Screen

Close



[Title Page](#)

[Contents](#)



Page 4 of 12

[Go Back](#)

[Full Screen](#)

[Close](#)

$$(1.2) \quad \sum_{i=1}^n \alpha_i = 2m; \quad \sum_{i=1}^n \alpha_i^2 = 2m + \sum_{i=1}^n d_i^2.$$

The energy of the graph G_1 is defined as

$$E(G_1) = \sum_{i=1}^n |\lambda_i|.$$

For a survey of the mathematical properties of the energy we refer to [5]. In order to define the Laplacian energy of G_1 , Gutman and Zhou [6] introduced auxiliary "eigenvalues" $\beta_i, i = 1, 2, \dots, n$, defined by

$$\beta_i = \alpha_i - \frac{2m}{n}.$$

Then it follows that

$$\sum_{i=1}^n \beta_i = 0 \quad \text{and} \quad \sum_{i=1}^n \beta_i^2 = 2M$$

where $M = m + \frac{1}{2} \sum_{i=1}^n (d_i - \frac{2m}{n})^2$.

If G_1 is an (n, m) -graph and its Laplacian eigenvalues are $\alpha_1, \alpha_2, \dots, \alpha_n$, then the Laplacian energy of G_1 [6] is defined by

$$LE(G_1) = \sum_{i=1}^n |\beta_i| = \sum_{i=1}^n \left| \alpha_i - \frac{2m}{n} \right|.$$

Gutman and Zhou [6] have shown a great deal of analogy between the properties of $E(G_1)$ and $LE(G_1)$. Among others they proved the following two inequalities:


$$(1.3) \quad LE(G_1) \leq \sqrt{2Mn}$$

and

$$(1.4) \quad 2\sqrt{M} \leq LE(G_1) \leq 2M.$$

Various bounds for the Laplacian energy of a graph can be found in [8, 9].

The main purpose of this paper is to introduce the concept of the skew Laplacian energy $SLE(G)$ of a simple, connected digraph G , and to establish upper and lower bounds for $SLE(G)$ which are similar to (1.3) and (1.4). We may mention here that the skew Laplacian energy of a digraph considered in [2] was actually the second spectral moment.



Skew Laplacian Energy of Digraphs

C. Adiga and Z. Khoshbakhth

vol. 10, iss. 3, art. 80, 2009

Title Page

Contents



Page 5 of 12

Go Back

Full Screen

Close

journal of **inequalities**
in pure and applied
mathematics

issn: 1443-5756

2. Bounds for the Skew Laplacian Energy of a Digraph

We begin by giving the formal definition of the skew Laplacian energy of a digraph.

Definition 2.1. Let $S(G)$ be the skew adjacency matrix of a simple digraph G , possessing n vertices and m edges. Then the skew Laplacian energy of the digraph G is defined as

$$SLE(G) = \sum_{i=1}^n \left| \mu_i - \frac{2m}{n} \right|,$$

where $\mu_1, \mu_2, \dots, \mu_n$ are the eigenvalues of the Laplacian matrix $L(G) = D(G) - S(G)$.

In analogy with (1.2), Adiga and Smitha [2] have proved that

$$(2.1) \quad \sum_{i=1}^n \mu_i = \sum_{i=1}^n d_i = 2m$$

and

$$(2.2) \quad \sum_{i=1}^n \mu_i^2 = \sum_{i=1}^n d_i(d_i - 1).$$

We may observe that equations (2.1) and (2.2) are evident as (1.1) and (1.2), which follow from the trace equality.

Define $\gamma_i = \mu_i - \frac{2m}{n}$ for $i = 1, 2, \dots, n$. On using (2.1) and (2.2) we see that

$$(2.3) \quad \sum_{i=1}^n \gamma_i = 0$$



Title Page

Contents



Page 6 of 12

Go Back

Full Screen

Close



Title Page

Contents

◀ ▶

◀ ▶

Page 7 of 12

Go Back

Full Screen

Close

and

$$(2.4) \quad \sum_{i=1}^n \gamma_i^2 = 2M,$$

where

$$M = -m + \frac{1}{2} \sum_{i=1}^n \left(d_i - \frac{2m}{n} \right)^2.$$

Since $2m/n$ is the average vertex degree, we have $M + m = 0$ if and only if G is regular.

Theorem 2.2. *Let G be an (n, m) -digraph and let d_i be the degree of the i^{th} vertex of G , $i = 1, 2, \dots, n$. If $\mu_1, \mu_2, \dots, \mu_n$ are the eigenvalues of the Laplacian matrix $L(G) = D(G) - S(G)$, where $D(G) = \text{diag}(d_1, d_2, \dots, d_n)$ is the diagonal matrix and $S(G) = [a_{ij}]$ is the skew-adjacency matrix of G , then*

$$SLE(G) \leq \sqrt{2M_1 n}.$$

Here $M_1 = M + 2m = m + \frac{1}{2} \sum_{i=1}^n (d_i - \frac{2m}{n})^2$.

Proof. From (2.1) it is clear that

$$(2.5) \quad \sum_{i=1}^n \text{Re}(\mu_i) = \sum_{i=1}^n d_i.$$

By Schur's unitary triangularization theorem, there is a unitary matrix U such that $U^* L(G) U = T = [t_{ij}]$, where T is an upper triangular matrix with diagonal entries $t_{ii} = \mu_i$, $i = 1, 2, \dots, n$, i.e. $L(G) = [s_{ij}]$ and $T = [t_{ij}]$ are unitarily equivalent. That is,

$$\sum_{i,j=1}^n |s_{ij}|^2 = \sum_{i,j=1}^n |t_{ij}|^2 \geq \sum_{i=1}^n |t_{ii}|^2 = \sum_{i=1}^n |\mu_i|^2.$$



Title Page

Contents



Page 8 of 12

Go Back

Full Screen

Close

Thus

$$(2.6) \quad \sum_{i=1}^n d_i^2 + 2m \geq \sum_{i=1}^n |\mu_i|^2.$$

Let $\gamma_i = \mu_i - \frac{2m}{n}$, $i = 1, 2, \dots, n$. By the Cauchy-Schwarz inequality applied to the Euclidean vectors $(|\gamma_1|, |\gamma_2|, \dots, |\gamma_n|)$ and $(1, 1, \dots, 1)$, we have

$$(2.7) \quad SLE(G) = \sum_{i=1}^n \left| \mu_i - \frac{2m}{n} \right| = \sum_{i=1}^n |\gamma_i| \leq \sqrt{\sum_{i=1}^n |\gamma_i|^2} \sqrt{n}.$$

Now by (2.5) and (2.6),

$$(2.8) \quad \begin{aligned} \sum_{i=1}^n |\gamma_i|^2 &= \sum_{i=1}^n \left(\left| \mu_i - \frac{2m}{n} \right| \right) \left(\left| \overline{\mu_i} - \frac{2m}{n} \right| \right) \\ &= \sum_{i=1}^n |\mu_i|^2 - \frac{2m}{n} \sum_{i=1}^n 2 \operatorname{Re} \mu_i + \frac{4m^2}{n} \\ &\leq 2m + \sum_{i=1}^n d_i^2 - \frac{4m}{n} \sum_{i=1}^n d_i + \frac{4m^2}{n} \\ &= 2M_1. \end{aligned}$$

Using (2.8) in (2.7), we conclude that

$$SLE(G) \leq \sqrt{2M_1 n}.$$

□



Title Page

Contents

◀ ▶

◀ ▶

Page 9 of 12

Go Back

Full Screen

Close

Second Proof. Consider the sum

$$S = \sum_{i=1}^n \sum_{j=1}^n (|\gamma_i| - |\gamma_j|)^2.$$

By direct calculation

$$S = 2n \sum_{i=1}^n |\gamma_i|^2 - 2 \left(\sum_{i=1}^n |\gamma_i| \sum_{j=1}^n |\gamma_j| \right).$$

It follows from (2.8) and the definition of $SLE(G)$ that

$$S \leq 4nM_1 - 2SLE(G)^2.$$

Since $S \geq 0$, we have $SLE(G) \leq \sqrt{2M_1n}$. □

If $E(G_1)$ is the ordinary energy of a simple graph G_1 it is well-known [7] that

$$(2.9) \quad E(G_1) \leq \frac{2m}{n} + \sqrt{(n-1) \left[2m - \left(\frac{2m}{n} \right)^2 \right]}.$$

We prove an inequality similar to (2.9) involving the skew Laplacian energy of a digraph. Let G be an (n, m) -digraph. Suppose $\mu_1, \mu_2, \dots, \mu_n$ are the eigenvalues of the Laplacian matrix $L(G)$ with $|\gamma_1| \leq |\gamma_2| \leq \dots \leq |\gamma_n| = k$, where $\gamma_i = \mu_i - \frac{2m}{n}$, $i = 1, 2, \dots, n$. Let $X = (|\gamma_1| \leq |\gamma_2| \leq \dots \leq |\gamma_{n-1}|)$ and $Y = (1, 1, \dots, 1)$. By the Cauchy-Schwarz inequality we have

$$\left(\sum_{i=1}^{n-1} |\gamma_i| \right)^2 \leq (n-1) \sum_{i=1}^{n-1} |\gamma_i|^2.$$



That is,

$$(SLE(G) - |\gamma_n|)^2 \leq (n-1) \left(\sum_{i=1}^n |\gamma_i|^2 - |\gamma_n|^2 \right).$$

Using (2.8) in the above inequality we obtain

$$SLE(G) \leq k + \sqrt{(n-1)(2M_1 - k^2)},$$

where $k = |\gamma_n|$ and M_1 is as in Theorem 2.2.

Theorem 2.3. *We have*

$$2\sqrt{|M|} \leq SLE(G) \leq 2M_1.$$

Proof. Since $\sum_{i=1}^n \gamma_i = 0$, we have

$$\sum_{i=1}^n \gamma_i^2 + 2 \sum_{i < j} \gamma_i \gamma_j = 0.$$

Now, using (2.4) in the above equation we have

$$2M = -2 \sum_{i < j} \gamma_i \gamma_j.$$

This implies

$$(2.10) \quad 2|M| = 2 \left| \sum_{i < j} \gamma_i \gamma_j \right| \leq 2 \sum_{i < j} |\gamma_i| |\gamma_j|.$$

Skew Laplacian Energy of Digraphs

C. Adiga and Z. Khoshbakht

vol. 10, iss. 3, art. 80, 2009

Title Page

Contents



Page 10 of 12

Go Back

Full Screen

Close

journal of **inequalities**
in pure and applied
mathematics

issn: 1443-5756

© 2007 Victoria University. All rights reserved.

Now by (2.4),

$$\begin{aligned} SLE(G)^2 &= \left(\sum_{i=1}^n |\gamma_i| \right)^2 = \sum_{i=1}^n |\gamma_i|^2 + 2 \sum_{i<j}^n |\gamma_i||\gamma_j| \\ &\geq 2|M| + 2 \sum_{i<j}^n |\gamma_i||\gamma_j|, \end{aligned}$$


which combined with (2.10) yields $SLE(G)^2 \geq 4|M|$. Thus

$$2\sqrt{|M|} \leq SLE(G).$$

To prove the right-hand inequality, note that for a graph with m edges and no isolated vertex, $n \leq 2m$. By Theorem 2.2, we have

$$SLE(G) \leq \sqrt{2M_1 n} \leq \sqrt{2M_1(2m)} = 2\sqrt{M_1 m}.$$

Since $M_1 \geq m$, we obtain $SLE(G) \leq 2M_1$. □



Skew Laplacian Energy of Digraphs

C. Adiga and Z. Khoshbakht

vol. 10, iss. 3, art. 80, 2009

Title Page

Contents



Page 11 of 12

Go Back

Full Screen

Close

journal of **inequalities**
in pure and applied
mathematics

issn: 1443-5756

References

- [1] C. ADIGA, R. BALAKRISHNAN AND WASIN SO, The skew energy of a graph, (communicated for publication).
- [2] C. ADIGA AND M. SMITHA, On the skew Laplacian energy of a digraph, *International Math. Forum*, **39** (2009), 1907–1914.
- [3] R. GRONE AND R. MERRIS, The Laplacian spectrum of a graph II, *SIAM J. Discrete Math.*, **7** (1994), 221–229.
- [4] R. GRONE, R. MERRIS AND V.S. SUNDER, The Laplacian spectrum of a graph, *SIAM J. Matrix Anal. Appl.*, **11** (1990), 218–238.
- [5] I. GUTMAN, The energy of a graph: Old and new results, *Algebraic Combinatorics and Applications*, Springer-Verlag, Berlin 2001, 196–211.
- [6] I. GUTMAN AND B. ZHOU, Laplacian energy of a graph. *Linear Algebra Appl.*, **414** (2006), 29–37.
- [7] J. KOOLEN AND V. MOULTON, Maximal energy graphs, *Adv. Appl. Math.*, **26** (2001), 47–52.
- [8] B. ZHOU AND I. GUTMAN, On Laplacian energy of graphs, *MATCH Commun. Math. Comput. Chem.*, **57** (2007), 211–220.
- [9] B. ZHOU, I. GUTMAN AND T. ALEKSIC, A note on Laplacian energy of graphs, *MATCH Commun. Math. Comput. Chem.*, **60** (2008), 441–446.



Skew Laplacian Energy of Digraphs

C. Adiga and Z. Khoshbakht

vol. 10, iss. 3, art. 80, 2009

Title Page

Contents



Page 12 of 12

Go Back

Full Screen

Close

journal of **inequalities**
in pure and applied
mathematics

issn: 1443-5756