

A GENERAL SCHEME FOR CONSTRUCTING INVERSION ALGORITHMS FOR CONE BEAM CT

ALEXANDER KATSEVICH

Received 30 September 2002

Given a rather general weight function n_0 , we derive a new cone beam transform inversion formula. The derivation is explicitly based on Grangeat's formula (1990) and the classical 3D Radon transform inversion. The new formula is theoretically exact and is represented by a 2D integral. We show that if the source trajectory C is complete in the sense of Tuy (1983) (and satisfies two other very mild assumptions), then substituting the simplest weight $n_0 \equiv 1$ gives a convolution-based FBP algorithm. However, this easy choice is not always optimal from the point of view of practical applications. The weight $n_0 \equiv 1$ works well for closed trajectories, but the resulting algorithm does not solve the long object problem if C is not closed. In the latter case one has to use the flexibility in choosing n_0 and find the weight that gives an inversion formula with the desired properties. We show how this can be done for spiral CT. It turns out that the two inversion algorithms for spiral CT proposed earlier by the author are particular cases of the new formula. For general trajectories the choice of weight should be done on a case-by-case basis.

2000 Mathematics Subject Classification: 44A12, 65R10, 92C55.

1. Introduction. The inversion of cone beam transform in \mathbb{R}^3 is interesting both from a theoretical point of view (as a problem in integral geometry) and a practical point of view (as a problem in computed tomography). Many important results are known in this area. A very incomplete list includes microlocal analysis of the inversion problem [8, 16], relationships between the cone beam and Radon transforms [6, 7, 15, 17, 18], completeness condition [20], and inversion formulas [5, 6, 20]. The introduction of spiral scanning and two-dimensional detector arrays brought about a great number of works devoted to various approximate and exact reconstruction algorithms for spiral CT (see, e.g., review paper [19] and the references therein). The major problem in spiral CT is that until recently, there did not exist an inversion formula that admitted shift-invariant filtering and back projection (FBP) implementation. Following the approach of [3, 13], several FBP-type inversion algorithms have been proposed in the literature. However, they were either approximate or used shift-variant filtering. The computational efficiency is very important in practice because contemporary scanners generate huge amount of data and inefficient algorithms are not capable of reconstructing the image in a reasonable time.

In [10, 11, 12], two new formulas for inverting the cone beam transform in the case of spiral source trajectory have been proposed. An important feature of these formulas is that they are theoretically exact, have an FBP structure, and the filtering step is shift-invariant. Even though the two inversion formulas are proven to be exact, the proofs contained in [10, 12] are not very illuminating. First, they do not show where the formulas come from. Second, even though it is intuitively clear that the results of [10, 11, 12] should somehow be related to the Radon transform in \mathbb{R}^3 , the presented proofs do not allow to see that. Third, it is not clear how to generalize these results to other source trajectories.

In this paper we derive a more general cone beam inversion formula. The derivation is explicitly based on (a) Grangeat's relation [7] between the cone beam and Radon transforms in \mathbb{R}^3 and (b) the classical 3D Radon transform inversion. The distinctive features of our approach can be summarized as follows:

- (1) the choice of a more general weight $n_0(s, \mathbf{x}, \alpha)$;
- (2) a novel way of dealing with discontinuities in the weight;
- (3) a novel way of eliminating the intermediate function (i.e., the first derivative of the Radon transform).

Given a Radon plane Π , one usually assigns weights to the points of the intersection of Π with the source trajectory C independently of which point $\mathbf{x} \in \Pi$ is currently reconstructed (see, e.g., [14]). Here, to the contrary we assume that given $\mathbf{x} \in \Pi$, the distribution of weights among the points of intersection depends on \mathbf{x} .

Any approach to use the 3D Radon transform theory to obtain an FBP type cone beam transform inversion formula deals with the problem of discontinuities of the weight in one way or another. For example, the idea of [3] is to replace a discontinuous weight function by a smoother one, which still guarantees theoretical exactness. Here, we use a different approach. At the beginning, we introduce a smooth cutoff function η that eliminates all the discontinuities and singularities (resulting, e.g., from the points of tangency). Then, at the very end, we consider the limit as $\eta \rightarrow 1$. It turns out that these discontinuities are precisely what shows up in the inversion formula.

The method of eliminating the intermediate function is based on a derivation analogous to the one in [9]. The key observation is that the derivative of the cone beam transform, which appears in Grangeat's formula, can be removed from that formula and applied to a factor ϕ appearing in front of it. It turns out that under certain assumptions about the weight, ϕ is piecewise constant. So, in the limit as $\eta \rightarrow 1$, one of the integrals reduces to a finite sum over the discontinuities of ϕ . This explains why the new inversion formula is represented by a 2D integral, whereas we started with a 3D one (one integration in Grangeat's relation and a two-dimensional integral in the 3D Radon transform inversion formula).

Note that the inversion formula is derived under some rather general assumptions about the weight n_0 . By construction, the formula is theoretically exact and is represented by a 2D integral. At the outset, it neither has the FBP structure nor the filtering step is shift-invariant. We show that if the source trajectory C is complete in the sense of Tuy [20] (and satisfies two other very mild assumptions), then substituting the simplest weight $n_0 \equiv 1$ gives a convolution-based FBP algorithm. However, this easy choice is not always optimal from the point of view of practical applications. The weight $n_0 \equiv 1$ works well for closed trajectories, but the resulting algorithm does not solve the long object problem if C is not closed. In the latter case one has to use the flexibility in choosing n_0 and find the weight that gives an inversion formula with the desired properties. We think that it is probably impossible to give a recipe for finding the weight that gives an optimal convolution-based FBP algorithm for an arbitrary complete trajectory C . Instead, this should be done on the case-by-case basis. We show how this can be done for spiral CT. It turns out that the results of [10, 12] are simply two particular cases of the new formula.

In Section 2, we derive the new inversion formula. In Section 3, we show that for a general C the weight $n_0 \equiv 1$ yields a convolution-based FBP algorithm. As an example we consider the classical two-orthogonal-circles trajectory. In Section 4, we consider two particular weights for spiral CT that yield convolution-based FBP algorithms. The latter coincide with the algorithms of [10, 12].

Throughout the paper, it is tacitly assumed that all the projections required for the algorithm are available. The flexibility in choosing n_0 can also be used for reducing the amount of projections needed for the algorithm. For example, both weights for spiral CT, which are discussed here, allow the use of axially truncated projections. Additionally, one weight requires a detector array smaller than the other.

2. A general inversion formula. First, we introduce the necessary notations. Let C be a finite union of C^∞ -curves in \mathbb{R}^3 :

$$I := \bigcup_{l=1}^{L_C} [a_l, b_l] \rightarrow \mathbb{R}^3, \quad I \ni s \rightarrow \mathbf{y}(s) \in \mathbb{R}^3, \quad |\dot{\mathbf{y}}(s)| \neq 0 \quad \text{on } I, \quad (2.1)$$

where $-\infty < a_l < b_l < \infty$ and $\dot{\mathbf{y}}(s) := d\mathbf{y}/ds$. Additional requirements about C are formulated below. S^2 is the unit sphere in \mathbb{R}^3 , and

$$\begin{aligned} D_f(\mathbf{y}, \Theta) &:= \int_0^\infty f(\mathbf{y} + \Theta t) dt, \quad \Theta \in S^2; \\ \beta(s, \mathbf{x}) &:= \frac{\mathbf{x} - \mathbf{y}(s)}{|\mathbf{x} - \mathbf{y}(s)|}, \quad \mathbf{x} \in \mathbb{R}^3 \setminus C, \quad s \in I; \\ \Pi(\mathbf{x}, \boldsymbol{\xi}) &:= \{z \in \mathbb{R}^3 : (z - \mathbf{x}) \cdot \boldsymbol{\xi} = 0\}. \end{aligned} \quad (2.2)$$

Here, $D_f(y, \beta)$ is the cone beam transform of f . We assume that $f \in C_0^\infty(\mathbb{R}^3)$ and $\text{dist}(C, \text{supp} f) > 0$. Given $x \in \mathbb{R}^3$ and $\xi \in \mathbb{R}^3 \setminus 0$, let $y(s_j)$, where $s_j = s_j(\xi, \xi \cdot x)$, $j = 1, 2, \dots$, denote points of intersection of $\Pi(x, \xi)$ with C . For $\beta \in S^2$, β^\perp denotes the great circle $\{\alpha \in S^2 : \alpha \cdot \beta = 0\}$.

Introduce the sets

$$\begin{aligned} \text{Crit}(s, x) &:= \{\alpha \in \beta^\perp(s, x) : \Pi(x, \alpha) \text{ is tangent to } C \\ &\quad \text{or } \Pi(x, \alpha) \text{ contains an endpoint of } C\}, \\ I_{\text{reg}}(x) &:= \{s \in I : \text{Crit}(s, x) \not\subseteq \beta^\perp(s, x)\}, \\ \text{Crit}(x) &:= \bigcup_{s \in I} \text{Crit}(s, x). \end{aligned} \tag{2.3}$$

Sometimes, $\text{Crit}(s, x)$ coincides with $\beta^\perp(s, x)$. This happens, for example, if $\beta(s, x)$ is parallel to $\dot{y}(s)$ or the line through $y(s) \in C$ and x contains an endpoint of C . The set $I_{\text{reg}}(x)$ is open. As is well known (see [1, Proposition 0.28]), the set $\text{Crit}(x)$ has the Lebesgue measure zero.

Fix any $x \in \mathbb{R}^3$, where f needs to be computed. The main assumptions about the trajectory C are the following properties.

PROPERTY 2.1 (completeness condition). Any plane through x intersects C at least at one point.

PROPERTY 2.2. The number of directions in $\text{Crit}(s, x)$ is uniformly bounded on $I_{\text{reg}}(x)$.

PROPERTY 2.3. The number of points in $\Pi(x, \alpha) \cap C$ is uniformly bounded on $S^2 \setminus \text{Crit}(x)$.

[Property 2.1](#) is the most important from the practical point of view. [Properties 2.2](#) and [2.3](#) merely state that the trajectory C is not too exotic (which rarely happens in practice).

An important ingredient in the construction of the inversion formula is weight function $n_0(s, x, \alpha)$, $s \in I_{\text{reg}}(x)$ and $\alpha \in \beta^\perp(s, x) \setminus \text{Crit}(s, x)$.

REMARK 2.4. The function n_0 can be understood as follows: x and α determine the plane $\Pi(x, \alpha)$, and the weight n_0 assigned to $y(s) \in \Pi(x, \alpha) \cap C$ depends on the location of x (see [Figure 2.1](#)). In view of this interpretation, we assume that $n_0(s, x, \alpha) = n_0(s, x, -\alpha)$.

Define

$$\begin{aligned} n_\Sigma(x, \alpha) &:= \sum_j n_0(s_j, x, \alpha), \quad s_j = s_j(\alpha, \alpha \cdot x), \quad \alpha \in S^2 \setminus \text{Crit}(x), \\ n(s, x, \alpha) &:= \frac{n_0(s, x, \alpha)}{n_\Sigma(x, \alpha)}. \end{aligned} \tag{2.4}$$

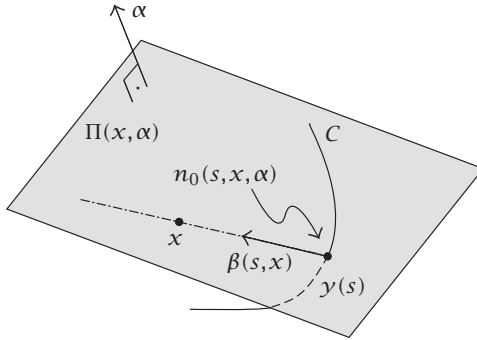


FIGURE 2.1. Illustration of weight function $n_0(s, x, \alpha)$.

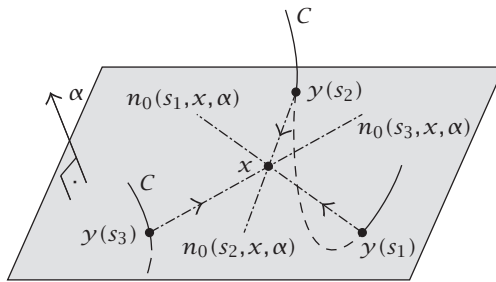


FIGURE 2.2. Construction of n_Σ .

In (2.4) and throughout the paper, \sum_j denotes the sum over all s_j such that $y(s_j) \in C \cap \Pi(x, \alpha)$. The geometrical meaning of n_Σ is illustrated in Figure 2.2. The main assumptions about n_0 are the following properties.

PROPERTY 2.5. $n_\Sigma(x, \alpha) \geq c$ a.e. on S^2 for some $c > 0$.

PROPERTY 2.6. There exist finitely many C^1 -functions $\alpha_k(s, x) \in \beta^\perp(s, x)$, $s \in I_{\text{reg}}(x)$, such that $n(s, x, \alpha)$ is locally constant in a neighborhood of any (s, α) , where $s \in I_{\text{reg}}(x)$ and $\alpha \in \beta^\perp(s, x)$, $\alpha \notin (\bigcup_k \alpha_k(s, x)) \cup \text{Crit}(s, x)$.

The inversion formula, which is to be derived here, holds pointwise. Therefore, if f needs to be reconstructed for all x belonging to a set U , then Properties 2.1, 2.2, 2.3, 2.5, and 2.6, are supposed to hold pointwise, and not uniformly with respect to $x \in U$.

The final ingredient is an auxiliary cutoff function. Let $\eta(\alpha) \in C^\infty(S^2)$ be even (i.e., $\eta(\alpha) = \eta(-\alpha)$) and equal zero in a neighborhood of

$$\Omega(x) := \left(\bigcup_{k,s \in I_{\text{reg}}(x)} \alpha_k(s, x) \right) \cup \text{Crit}(x). \tag{2.5}$$

Clearly, $\eta(\alpha)$ depends on x . Since the role of η is only temporary, the dependence of η on x is omitted for simplicity.

Now, when all the ingredients are available, we derive the inversion formula. Define

$$\begin{aligned} (\mathcal{B}_\eta f)(x) &:= -\frac{1}{8\pi^2} \int_{S^2} \sum_j \frac{n(s_j, x, \alpha)}{\alpha \cdot \dot{\gamma}(s_j)} \\ &\quad \times \frac{\partial}{\partial s} \left\{ \int_{\alpha^\perp} \nabla_{\Theta, \alpha} D_f(\gamma(s), \Theta) d\Theta \right\} \Big|_{s=s_j} \eta(\alpha) d\alpha. \end{aligned} \tag{2.6}$$

Here, $\nabla_{\Theta, \alpha} D_f(\gamma(s), \Theta)$ denotes the derivative of D_f with respect to Θ along α :

$$(\nabla_{\Theta, \alpha} D_f)(\gamma(s), \Theta) = \frac{\partial}{\partial t} D_f(\gamma(s), \sqrt{1-t^2}\Theta + t\alpha) \Big|_{t=0}, \quad \Theta \in \alpha^\perp. \tag{2.7}$$

Using Grangeat’s formula and the change of variables $p \rightarrow s$ defined by $p = \alpha \cdot \gamma(s)$, we obtain

$$\begin{aligned} &\frac{1}{\alpha \cdot \dot{\gamma}(s_j)} \frac{\partial}{\partial s} \left\{ \int_{\alpha^\perp} \nabla_{\Theta, \alpha} D_f(\gamma(s), \Theta) d\Theta \right\} \Big|_{s=s_j} \\ &= \frac{\partial^2}{\partial p^2} \hat{f}(\alpha, p) \Big|_{p=\alpha \cdot \gamma(s_j)=\alpha \cdot x}, \end{aligned} \tag{2.8}$$

where $\hat{f}(\alpha, p)$ is the 3D Radon transform of f . Equations (2.6) and (2.8) make sense because $\alpha \cdot \dot{\gamma}(s_j)$ is bounded away from zero on $\text{supp} \eta$. From (2.8) and the Fourier slice theorem, we get

$$(\mathcal{B}_\eta f)(x) = \frac{1}{(2\pi)^3} \int_{\mathbb{R}^3} \eta\left(\frac{\xi}{|\xi|}\right) \tilde{f}(\xi) e^{-i\xi \cdot x} d\xi. \tag{2.9}$$

For convenience, define

$$g(s, \alpha) = \int_{\alpha^\perp} \nabla_{\Theta, \alpha} \frac{\partial}{\partial q} D_f(\gamma(q), \Theta) \Big|_{q=s} d\Theta. \tag{2.10}$$

The reason for replacing $\partial/\partial s$ by $(\partial/\partial q)(\cdot)|_{q=s}$ is that in what follows, parametrization of Θ depend on s . The derivative $(\partial/\partial q)(\cdot)|_{q=s}$ emphasizes the fact that we first differentiate $D_f(\gamma(s), \Theta)$ with respect to s , and then integrate the result with respect to Θ .

Using (2.10), rewrite (2.6) as follows:

$$(\mathcal{B}_\eta f)(x) = -\frac{1}{8\pi^2} \int_{S^2} \sum_j \frac{n(s_j, x, \alpha)}{\alpha \cdot \dot{\gamma}(s_j)} g(s_j, \alpha) \eta(\alpha) d\alpha. \tag{2.11}$$

Pick any $\alpha_0 \in S^2$ and $s_0 \in I$ such that $\gamma(s_0) \in C \cap \Pi(x, \alpha_0)$ and $\alpha_0 \cdot \dot{\gamma}(s_0) \neq 0$. In a neighborhood of α_0 , we can change variables $\alpha \rightarrow (s, \theta)$, where θ is a polar angle in the plane $\beta^\perp(s, x)$. Let $\alpha_1(s)$ and $\alpha_2(s)$ be two smooth vector functions with the properties

$$\begin{aligned} \beta(s, x) \cdot \alpha_1(s) = \beta(s, x) \cdot \alpha_2(s) = \alpha_1(s) \cdot \alpha_2(s) = 0, \\ |\alpha_1(s)| = |\alpha_2(s)| = 1. \end{aligned} \tag{2.12}$$

Then, we can write

$$\alpha = \alpha(s, \theta) = \alpha_1(s) \cos \theta + \alpha_2(s) \sin \theta. \tag{2.13}$$

Strictly speaking, $\alpha(s, \theta)$ in (2.13) depends on $\beta(s, x)$ as well. For convenience, this dependence is expressed in the form $\alpha(s, \theta) \in \beta^\perp(s, x)$. Clearly,

$$\alpha'_s = \alpha'_1(s) \cos \theta + \alpha'_2(s) \sin \theta, \quad \alpha'_\theta = -\alpha_1(s) \sin \theta + \alpha_2(s) \cos \theta. \tag{2.14}$$

Since $\alpha'_s \perp \alpha$ and $\alpha'_\theta \perp \alpha$,

$$\begin{aligned} |\alpha'_s \times \alpha'_\theta| &= |\alpha \cdot (\alpha'_s \times \alpha'_\theta)| = |\alpha'_s \cdot (\alpha \times \alpha'_\theta)| \\ &= |\alpha'_s \cdot \beta(s, x)| = |\alpha \cdot \beta'_s(s, x)| = \frac{|\alpha \cdot \dot{\gamma}(s)|}{|x - \gamma(s)|}. \end{aligned} \tag{2.15}$$

Using (2.15) in (2.11) gives

$$\begin{aligned} (\mathcal{B}_\eta f)(x) &= -\frac{1}{8\pi^2} \int_I \frac{1}{|x - \gamma(s)|} \\ &\quad \times \int_0^{2\pi} \eta(\alpha) \operatorname{sgn}(\alpha \cdot \dot{\gamma}(s)) n(s, x, \alpha) g(s, \alpha) d\theta ds, \\ \alpha &= \alpha(s, \theta) \in \beta^\perp(s, x). \end{aligned} \tag{2.16}$$

Note that $s \in I \setminus I_{\text{reg}}(x)$ implies that $\eta(\alpha(s, \theta)) \equiv 0$. As is seen, the integral in (2.16) is over the same set of pairs $(s, \alpha), \gamma(s) \in C \cap \Pi(x, \alpha)$, as in (2.11). The difference is in how these pairs are parametrized. In (2.11), we fix $\alpha \in S^2$, and then find all points of intersection $\gamma(s_j) \in C \cap \Pi(x, \alpha)$. In (2.16), the order is reversed; we, first, fix $\gamma(s) \in C$, and then find all $\alpha \in \beta^\perp(s, x)$.

Alternatively, (2.16) can be derived as follows. Denote, temporarily,

$$A(s, x, \alpha) = \eta(\alpha) n(s, x, \alpha) g(s, \alpha). \tag{2.17}$$

Then, the integral with respect to α in (2.11) can be written as follows:

$$\begin{aligned} & \int_{S^2} \sum_j \frac{1}{\alpha \cdot \dot{y}(s_j)} A(s_j, x, \alpha) d\alpha \\ &= \int_{S^2} \int_I \operatorname{sgn}(\alpha \cdot \dot{y}(s)) A(s, x, \alpha) \delta(\alpha \cdot (x - y(s))) ds d\alpha \\ &= \int_I \frac{1}{|x - y(s)|} \int_{S^2} \operatorname{sgn}(\alpha \cdot \dot{y}(s)) A(s, x, \alpha) \delta(\alpha \cdot \beta(s, x)) d\alpha ds \\ &= \int_I \frac{1}{|x - y(s)|} \int_{\alpha \in \beta^\perp(s, x)} \operatorname{sgn}(\alpha(\theta) \cdot \dot{y}(s)) A(s, x, \alpha(\theta)) d\theta ds, \end{aligned} \tag{2.18}$$

where $d\theta$ is the Lebesgue measure on the great circle $\beta^\perp(s, x) \subset S^2$. Clearly, (2.18) is equivalent to (2.16). In the step from line 1 to line 2 in (2.18), we have tacitly extended $A(s, x, \alpha)$ to a small neighborhood of $\{(s, \alpha) : s \in I, \alpha \in \beta^\perp(s, x)\}$. Since $\eta(\alpha)$ erases all the singularities and $n(s, x, \alpha)$ is locally a constant in a neighborhood of all regular points, this can be easily done. The step from line 2 to line 3, which involves changing the order of integration, can be justified by noticing that $A(s, x, \alpha) \equiv 0$ in a neighborhood of all α such that $\alpha \cdot \dot{y}(s) = 0$ for some $s \in I$ and using the Lebesgue dominated convergence theorem.

Similarly to [9, Equations (4.4) and (4.5)], (2.10) and (2.16) imply that we have to study the operator $\psi \rightarrow \psi_1$ defined by

$$\psi_1(\beta) = \int_{\beta^\perp} \Phi(\alpha(\theta)) g(\alpha(\theta)) d\theta, \quad g(\alpha) = \int_{\alpha^\perp} \nabla_{\Theta, \alpha} \psi(\Theta(y)) dy. \tag{2.19}$$

Following [9, Equations (4.6)–(4.13)], choose a coordinate system in which $\beta = (0, 0, 1)$. Then, the integral over β^\perp can be written as follows:

$$\psi_1(\beta) = \int_0^{2\pi} \Phi(\alpha(\theta)) g(\alpha(\theta)) d\theta, \quad \alpha(\theta) = (\cos \theta, \sin \theta, 0). \tag{2.20}$$

In a similar fashion,

$$\begin{aligned} g(\alpha(\theta)) &= \int_0^{2\pi} \frac{\partial}{\partial v} \psi(\sqrt{1 - v^2} \omega(y, \theta) + v \alpha(\theta))|_{v=0} dy, \\ \omega(y, \theta) &= (-\sin \theta \cos y, \cos \theta \cos y, \sin y). \end{aligned} \tag{2.21}$$

Clearly, $\omega(y, \theta) \cdot \alpha(\theta) = 0$ for all $y, \theta \in [0, 2\pi)$. Combining (2.20) and (2.21) gives

$$\psi_1(\beta) = \int_0^{2\pi} \Phi(\alpha(\theta)) \int_0^{2\pi} \frac{\partial}{\partial v} \psi(\sqrt{1 - v^2} \omega(y, \theta) + v \alpha(\theta))|_{v=0} dy d\theta. \tag{2.22}$$

Since ψ is defined on the unit sphere, we may assume (with abuse of notation) that $\psi = \psi(a, b)$, where $a \in [0, 2\pi)$ and $b \in [0, \pi)$ satisfy

$$(-\sin a \cos b, \cos a \cos b, \sin b) = \sqrt{1 - v^2} \omega(y, \theta) + v \alpha(\theta). \tag{2.23}$$

Clearly, $a = \theta$ and $b = \gamma$ if $v = 0$. Implicitly differentiating (2.23) with respect to v and setting $v = 0$, we find that

$$a'_v = -\frac{1}{\cos \gamma}, \quad b'_v = 0. \tag{2.24}$$

Using the chain rule, (2.22), and (2.24), we obtain

$$\begin{aligned} \psi_1(\beta) &= \int_0^{2\pi} \Phi(\alpha(\theta)) \int_0^{2\pi} \frac{\partial}{\partial \theta} \psi(\cos \gamma \alpha^\perp(\theta) + \sin \gamma \beta) \frac{-1}{\cos \gamma} d\gamma d\theta, \\ &= \int_0^{2\pi} \frac{\partial}{\partial \theta} \Phi(\alpha(\theta)) \int_0^{2\pi} \psi(\cos \gamma \alpha^\perp(\theta) + \sin \gamma \beta) \frac{1}{\cos \gamma} d\gamma d\theta, \end{aligned} \tag{2.25}$$

where $\alpha^\perp(\theta) := \alpha'(\theta) = \beta \times \alpha(\theta)$. Changing variables $\gamma \rightarrow \pi/2 - \gamma$, and using (2.10), (2.19), and (2.25) in (2.16) gives

$$\begin{aligned} (\mathcal{B}_\eta f)(x) &= -\frac{1}{8\pi^2} \int_I \frac{1}{|x - \gamma(s)|} \\ &\quad \times \int_0^{2\pi} \frac{\partial}{\partial \theta} \{ \eta(\alpha) \operatorname{sgn}(\alpha \cdot \dot{\gamma}(s)) n(s, x, \alpha) \} \\ &\quad \times \int_0^{2\pi} \frac{\partial}{\partial q} D_f(\gamma(q), \cos \gamma \beta(s, x) \\ &\quad \quad \quad + \sin \gamma \alpha^\perp(s, x, \theta))|_{q=s} \frac{d\gamma}{\sin \gamma} d\theta ds, \\ \alpha(s, \theta) &\in \beta^\perp(s, x), \quad \alpha^\perp(s, x, \theta) := \alpha'_\theta(s, \theta) = \beta(s, x) \times \alpha(s, \theta). \end{aligned} \tag{2.26}$$

Comparing (2.26) with (2.10) and (2.16), we see that $\nabla_{\theta, \alpha}$ inside Grangeat's formula transforms into $\partial/\partial\theta$, which is applied to a factor outside the innermost integral. Denote

$$\phi(s, x, \theta) := \operatorname{sgn}(\alpha \cdot \dot{\gamma}(s)) n(s, x, \alpha), \quad \alpha = \alpha(s, \theta) \in \beta^\perp(s, x). \tag{2.27}$$

The set $\Omega(x)$ defined in (2.5) has measure zero. Consider the limit as $\eta \rightarrow 1$ uniformly on compact subsets of $S^2 \setminus \Omega(x)$, while remaining uniformly bounded. Using Property 2.6, equations (2.9) and (2.26) give the desired inversion formula

$$\begin{aligned} f(x) &= -\frac{1}{8\pi^2} \int_I \sum_m \frac{c_m(s, x)}{|x - \gamma(s)|} \int_0^{2\pi} \frac{\partial}{\partial q} D_f(\gamma(q), \cos \gamma \beta(s, x) \\ &\quad \quad \quad + \sin \gamma \alpha^\perp(s, x, \theta_m))|_{q=s} \frac{d\gamma}{\sin \gamma} ds. \end{aligned} \tag{2.28}$$

Here, θ_m 's are the points where $\phi(s, x, \theta)$ is discontinuous and $c_m(s, x)$ are values of the jumps

$$c_m(s, x) := \lim_{\epsilon \rightarrow 0^+} (\phi(s, x, \theta_m + \epsilon) - \phi(s, x, \theta_m - \epsilon)). \tag{2.29}$$

REMARK 2.7. In view of the geometrical interpretation of n_0 in Remark 2.4, we can think that the planes $\Pi(\gamma(s), \alpha(s, \theta_m))$, $\alpha \in \beta^\perp(s, x)$ and $m = 1, 2, \dots$, form the set of critical planes for a given pair (s, x) . Because $\beta \cdot \alpha = \alpha^\perp \cdot \alpha = 0$, for a fixed m , the integral with respect to γ in (2.28) is confined to the corresponding critical plane.

Because of Properties 2.2 and 2.6, the number of terms in the summation in (2.28) is finite. Due to the factor $\text{sgn}(\alpha \cdot \dot{\gamma}(s))$ in (2.27), this number is at most one plus the number of discontinuities of $n(s, x, \alpha)$. Also, $c_m(s, x) = 0$ if $s \in I \setminus I_{\text{reg}}(x)$ (i.e., $\text{Crit}(s, x) = \beta^\perp(s, x)$). This follows from construction, because $\eta(\alpha) \equiv 0$ on $\beta^\perp(s, x)$ for such a pair (s, x) .

3. The case $n_0 \equiv 1$. In this section, we suppose that $n_0(s, x, \alpha) \equiv 1$ and show that this choice of n_0 leads to a convolution-based FBP algorithm. First, verify Properties 2.5 and 2.6. Since $n_\Sigma(x, \alpha)$ is just the number of points in $\Pi(x, \alpha) \cap C$, assuming that Property 2.1 holds for all $x \in \text{supp } f$, we immediately get $n_\Sigma(x, \alpha) \geq 1$ on $\text{supp } f \times S^2$. From (2.4), $n(s, x, \alpha) = 1/n_\Sigma(x, \alpha)$. Taking $s \in I_{\text{reg}}(x)$, and restricting α to $\beta^\perp(s, x)$, we see that this ratio can be discontinuous only if $\Pi(x, \alpha)$ is tangent to C or contains an endpoint of C . As in the previous section, such a plane is called critical. Property 2.6 follows from Property 2.2.

In addition, if $\alpha \in \beta^\perp(s, x)$, the ratio $n(s, x, \alpha) = 1/n_\Sigma(x, \alpha)$ depends on x only via $\beta(s, x)$. The same, clearly, applies to $\phi(s, x, \alpha)$ defined in (2.27). Consequently, $c_m(s, x)$ and $\alpha^\perp(s, x, \theta_m)$ depend on x only via $\beta(s, x)$. Therefore, we can replace x by $\beta(s, x)$ in the arguments of c_m and α^\perp and rewrite (2.28) in the form

$$f(x) = -\frac{1}{8\pi^2} \int_I \frac{1}{|x - \gamma(s)|} \sum_m \Psi_m(s, \beta(s, x)) ds, \tag{3.1}$$

$$\Psi_m(s, \beta) := c_m(s, \beta) \int_0^{2\pi} \frac{\partial}{\partial q} D_f(\gamma(q), \cos \gamma \beta + \sin \gamma \alpha^\perp(s, \beta, \theta_m)) \Big|_{q=s} \frac{d\gamma}{\sin \gamma}. \tag{3.2}$$

At this point, however, it is not clear that the filtering step defined by (3.2) is shift-invariant.

Now, fix $\gamma(s) \in C$, and let $\Pi_0 \ni \gamma(s)$ be a critical plane for some $x_0 \in \text{supp } f$. It is obvious that all other $x \in \Pi_0$ will share this plane as critical. Furthermore, the set of all critical planes $\Pi_0 \ni \gamma(s)$ can be described as a finite union of one-parametric families of planes. Each endpoint of C generates a family, and each smooth segment of C generates a family of tangent planes.

Again, fix a critical plane $\Pi_0 \ni \gamma(s)$ and pick any $x \in \Pi_0$. Then, for the appropriate m , the unit vector $\alpha^\perp(s, \beta(s, x), \theta_m)$ is parallel to Π_0 (cf. Remark 2.7). By construction, the vectors $\cos \gamma \beta(s, x) + \sin \gamma \alpha^\perp(s, \beta(s, x), \theta_m)$, $0 \leq \gamma < 2\pi$, belong to the same plane Π_0 . Let ω be the polar angle in that plane. Since

$\alpha^\perp \cdot \beta = 0, |\alpha^\perp| = 1$, we can write (with abuse of notation)

$$\beta = (\cos \omega, \sin \omega), \quad \alpha^\perp = (-\sin \omega, \cos \omega), \quad \beta, \alpha^\perp \in \Pi_0. \tag{3.3}$$

Therefore,

$$\Psi_m(s, \beta) := c_m(s, \beta) \int_0^{2\pi} \frac{\partial}{\partial q} D_f(\gamma(q), (\cos(\omega + \gamma), \sin(\omega + \gamma)))|_{q=s} \frac{d\gamma}{\sin \gamma}, \quad \beta \in \Pi_0. \tag{3.4}$$

The integral in (3.4) is a convolution. Therefore, one application of FFT to (3.4) gives values of $\Psi_m(s, \beta(s, x))$ for all $x \in \Pi_0$ at once. Equations (3.1) and (3.4) imply that the resulting algorithm is of the FBP type. The first step is to perform convolution filtering of the derivative of cone beam projections according to (3.4) for all required m and Π_0 . The second step is to backproject the filtered data according to (3.1).

As an example, consider how this theory applies to the classical trajectory consisting of two orthogonal circles. In this case, $L_C = 2, [a_1, b_1] = [-\pi, \pi], [a_2, b_2] = [\pi, 3\pi]$ (cf. (2.1)), and $C = C_1 \cup C_2$, where

$$\begin{aligned} C_1 &:= \{\gamma \in \mathbb{R}^3 : \gamma_1(s) = R \cos(s), \\ &\quad \gamma_2(s) = R \sin(s), \gamma_3(s) = 0, s \in [-\pi, \pi]\}, \\ C_2 &:= \{\gamma \in \mathbb{R}^3 : \gamma_1(s) = R \cos(s), \\ &\quad \gamma_2(s) = 0, \gamma_3(s) = R \sin(s), s \in [\pi, 3\pi]\}. \end{aligned} \tag{3.5}$$

$\text{supp } f$ is supposed to be inside a ball centered at the origin and with sufficiently small radius $r < R$. The (virtual) detector plane moves simultaneously with the source and, at each instant, its equation is $\{z \in \mathbb{R}^3 : z \cdot \gamma(s) = 0\}$. Since the cases $\gamma(s) \in C_1$ and $\gamma(s) \in C_2$ are completely analogous, we consider only the case $\gamma(s) \in C_1$. From (2.27) with $n = 1/n_\Sigma$, ϕ is discontinuous if $\Pi_0 \ni \gamma(s)$ is parallel to $\dot{\gamma}(s)$ or is tangent to C_2 . In the first case, the magnitude of the jump is $1/2$. Indeed, such a plane has four points of intersection with C , so $\phi = 1/4$ on the side of the jump, where $\alpha \cdot \dot{\gamma}(s) > 0$ and $\phi = -1/4$ on the other side. The corresponding direction of integration is parallel to $\dot{\gamma}(s)$ (see the dot-dashed lines in Figure 3.1). In the second case, the number of intersections changes from two to four, so the magnitude of the jump is $1/4$. The corresponding set of integration directions is illustrated in Figure 3.1 by dashed lines.

The presented discussion and example show that the simplest weight $n_0 \equiv 1$ works just fine for closed trajectories. Consider now what happens if C is not closed. From (2.27) with $n = 1/n_\Sigma$, $\phi(s, x, \theta)$ is discontinuous whenever the plane $\Pi(\gamma(s), \alpha), \alpha = \alpha(s, \theta) \in \beta^\perp(s, x)$ is tangent to C or contains an endpoint of C . So, in general, for every x in a region of interest (ROI), we would have to

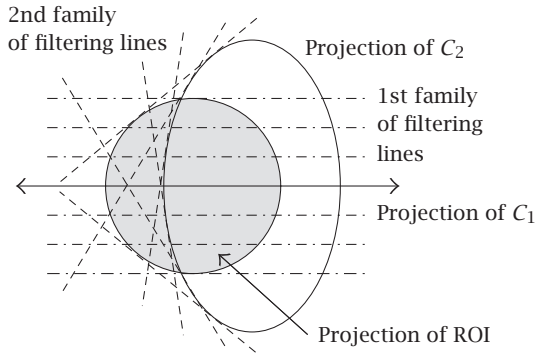


FIGURE 3.1. Illustration of filtering lines. The detector plane corresponding to $\gamma(s) \in C_1$ is shown.

compute the contribution from the endpoints to the image. If the trajectory C is short (e.g., as in C -arm scanning), this should not cause any problems. However, if C is long (e.g., as is frequently the case in spiral scanning), using the endpoints for image reconstruction at any given x inside the ROI leads to undesirable consequences: long-object problem is not solved, requirements on the detector array are excessive, and others. This argument shows that for long-source trajectories image reconstruction at x should be performed using a section $C(x) \subset C$. However, this brings additional difficulties. If the entire ROI is split into a small number of sub-ROIs and $C(x)$ is the same inside each sub-ROI, artifacts are likely to appear at the boundaries of the sub-ROIs. On the other hand, if $C(x)$ changes smoothly with x , then (3.1) and (3.2) do not apply, because the dependence of $\phi(s, x, \alpha)$ on x is no longer via only $\beta(s, x)$.

Our discussion shows that for long trajectories, the weight $n_0 \equiv 1$ is not optimal. The way out is to find a more complicated (piecewise constant) weight that would cancel out the contributions from the endpoints. In the next section, we demonstrate these weights for spiral CT.

4. Construction of weights for spiral CT. Consider a spiral path of the X-ray source

$$\{\gamma \in \mathbb{R}^3 : \gamma_1 = R \cos(s), \gamma_2 = R \sin(s), \gamma_3 = s(h/2\pi), s \in \mathbb{R}\}, \quad h > 0. \quad (4.1)$$

As was shown in [2, 4], any point strictly inside the spiral belongs to one and only one PI segment. Recall that a PI segment is a segment of line endpoints of which are located on the spiral and separated by less than one pitch in the axial direction. Let $s = s_b(x)$ and $s = s_t(x)$ denote values of the parameter corresponding to the endpoints of the PI segment containing x . We call

$I_{PI}(x) := [s_b(x), s_t(x)]$ the PI parametric interval. The part of the spiral corresponding to $I_{PI}(x)$ is denoted by $C_{PI}(x)$. As $C(x)$, which is used for image reconstruction at x , we take the spiral segment $C_{PI}(x)$. It is clear that any plane through x intersects $C_{PI}(x)$ at least at one point. Also, inside the PI parametric interval there exists $\check{s} = \check{s}(x)$ such that the plane through $\gamma(\check{s})$ and parallel to $\dot{\gamma}(\check{s})$ and $\dot{\gamma}(\check{s})$ contains x . It is assumed throughout this section that $f \in C_0^\infty(U)$, where $U := \{(x_1, x_2, x_3) : x_1^2 + x_2^2 < r^2\}$, $0 < r < R$, is an open cylinder located strictly inside the spiral.

Since $C_{PI}(x)$ depends on x , (2.28) and (2.29) apply if $C_{PI}(x)$ has Properties 2.1, 2.2, and 2.3 for every $x \in U$. As was already mentioned, $C_{PI}(x)$ is complete for any $x \in U$. The other two properties are quite obvious as well.

4.1. Derivation of inversion formula (2.13) of [12]. The weight n_0 of this subsection depends on two auxiliary vector functions $e_k(s, \beta)$, $k = 1, 2$. The first one is easy;

$$e_1(s, \beta) := \frac{[\beta \times \dot{\gamma}(s)] \times \beta}{|[\beta \times \dot{\gamma}(s)] \times \beta|}. \tag{4.2}$$

$e_1(s, \beta) \in \beta^\perp$ is a unit vector in the plane through $\gamma(s)$ and spanned by β and $\dot{\gamma}(s)$.

The second vector function is more complicated. Given $\gamma(s)$, $s \in (s_b(x), s_t(x)) \setminus \{\check{s}(x)\}$, find $s_{tan} \in I_{PI}(x)$ and $s_{tan} \neq s$ such that the plane through x , $\gamma(s)$, and $\gamma(s_{tan})$ is tangent to $C_{PI}(x)$ at $\gamma(s_{tan})$. Existence and uniqueness of such $s_{tan} = s_{tan}(s, x)$ are shown in [12]. Once s_{tan} has been found, $e_2(s, x) \in \beta^\perp(s, x)$ is a unit vector in the plane through x , $\gamma(s)$, and $\gamma(s_{tan})$. Vector function $e_2(s, x)$ can be extended with respect to s to all of $I_{PI}(x)$ as a continuous function. The direction of $e_2(s, x)$ is chosen so that $e_1(s, x) = e_2(s, x)$, when $s = \check{s}(x)$ (see [12]).

Fix $s \in I_{PI}(x)$. Pick any $x \in U$ such that $s \in I_{PI}(x)$, and find $e_2 = e_2(s, x)$. It can be shown that the same vector e_2 works for all $x' \in U$ with $\beta(s, x) = \beta(s, x')$. In particular, $s \in I_{PI}(x')$ for all such x' . Thus, we have actually determined $e_2(s, \beta)$, where $\beta = \beta(s, x)$, $s \in I_{PI}(x)$. Define

$$n_0(s, x, \alpha) := \operatorname{sgn}(\alpha \cdot \dot{\gamma}(s)) [\operatorname{sgn}(\alpha \cdot e_1(s, \beta(s, x))) + \operatorname{sgn}(\alpha \cdot e_2(s, \beta(s, x)))], \quad s \in I_{PI}(x). \tag{4.3}$$

It is proven in [12] that in this case $n_\Sigma(x, \alpha) = 2$ a.e. on S^2 . Substituting into (2.27), we obtain

$$\begin{aligned} \phi(s, x, \theta) &= \frac{1}{2} [\operatorname{sgn}(\alpha(s, \theta) \cdot e_1(s, \beta)) + \operatorname{sgn}(\alpha(s, \theta) \cdot e_2(s, \beta))], \\ \alpha(s, \theta) &\in \beta^\perp, \quad \beta = \beta(s, x), \quad s \in I_{PI}(x). \end{aligned} \tag{4.4}$$

Thus, ϕ (restricted to $s \in I_{PI}(x)$) is discontinuous, when $\alpha(s, \theta)$ is perpendicular to either $e_1(s, \beta(s, x))$ or $e_2(s, \beta(s, x))$. Equation (4.4) and the argument preceding (4.3) imply that if $s \in I_{PI}(x)$, then $c_m(s, x)$ and $\alpha^\perp(s, x, \theta_m)$ depend on x only via $\beta(s, x)$. In fact, whether the inclusion $s \in I_{PI}(x)$ itself holds or not is determined only by $\beta(s, x)$. So, (3.1) and (3.2) do apply when I is replaced by $I_{PI}(x)$.

The integral with respect to y in (2.28) is odd when $\theta \rightarrow \theta + \pi$. Similarly, the values of the jump of ϕ at two points θ_{m_1} and θ_{m_2} separated by π differ by a factor -1 . So, by inserting an extra factor 2, this integral can be confined to an interval of length π . This implies that we can take $\alpha^\perp(s, \beta, \theta_m) = e_m(s, \beta)$, $m = 1, 2$, and (2.28) transforms into the inversion formula of [12] (note that all jumps of ϕ have amplitude 1):

$$f = \frac{1}{2}(\mathcal{B}_1 f + \mathcal{B}_2 f), \tag{4.5}$$

where

$$\begin{aligned} (\mathcal{B}_k f)(x) := & -\frac{1}{2\pi^2} \int_{I_{PI}(x)} \frac{1}{|x - \gamma(s)|} \\ & \times \int_0^{2\pi} \frac{\partial}{\partial q} D_f(\gamma(q), \cos \gamma \beta \\ & + \sin \gamma e_k(s, \beta))|_{q=s} \frac{d\gamma}{\sin \gamma} ds, \quad \beta = \beta(s, x). \end{aligned} \tag{4.6}$$

Analogously to (3.1), (3.2), (3.3), and (3.4), it is shown in [12] that (4.6) leads to a convolution-based FBP inversion algorithm.

4.2. Derivation of inversion formula (2.13) of [10]. The weight n_0 of this subsection depends on only one auxiliary vector function $e(s, \beta)$. Choose any $\psi \in C^\infty([0, 2\pi])$ with the properties

$$\psi(0) = 0; \quad 0 < \psi'(t) < 1, \quad t \in [0, 2\pi]. \tag{4.7}$$

Suppose that s_0, s_1 , and s_2 are related by

$$s_1 = \begin{cases} \psi(s_2 - s_0) + s_0, & s_0 \leq s_2 < s_0 + 2\pi, \\ \psi(s_0 - s_2) + s_2, & s_0 - 2\pi < s_2 < s_0. \end{cases} \tag{4.8}$$

Since $\psi(0) = 0$, $s_1 = s_1(s_0, s_2)$ is a continuous function of s_0 and s_2 . Conditions (4.7) and (4.8) imply that $s_1 \neq s_2$ unless $s_0 = s_1 = s_2$. In order to avoid unnecessary complications, we assume also that

$$\psi'(0) = 0.5; \quad \psi^{(2k+1)}(0) = 0, \quad k \geq 1. \tag{4.9}$$

If (4.9) holds, then $s_1 = s_1(s_0, s_2)$ is a C^∞ -function of s_0 and s_2 . Conditions (4.7) and (4.9) are very easy to satisfy. We can take, for example, $\psi(t) = t/2$, and this leads to

$$s_1 = \frac{(s_0 + s_2)}{2}, \quad s_0 - 2\pi < s_2 < s_0 + 2\pi. \tag{4.10}$$

Denote

$$u(s_0, s_2) = \frac{(\mathcal{Y}(s_1) - \mathcal{Y}(s_0)) \times (\mathcal{Y}(s_2) - \mathcal{Y}(s_0))}{|(\mathcal{Y}(s_1) - \mathcal{Y}(s_0)) \times (\mathcal{Y}(s_2) - \mathcal{Y}(s_0))|} \times \text{sgn}(s_2 - s_0), \quad 0 < |s_2 - s_0| < 2\pi, \tag{4.11}$$

$$u(s_0, s_2) = \frac{\dot{\mathcal{Y}}(s_0) \times \ddot{\mathcal{Y}}(s_0)}{|\dot{\mathcal{Y}}(s_0) \times \ddot{\mathcal{Y}}(s_0)|}, \quad s_2 = s_0.$$

It is shown in [10] that $u(s_0, s_2)$ is a C^∞ -vector function of its arguments. Fix $x \in U$ and $s_0 \in I_{PI}(x)$. Find $s_2 \in I_{PI}(x)$ such that the plane through $\mathcal{Y}(s_0)$, $\mathcal{Y}(s_2)$, and $\mathcal{Y}(s_1(s_0, s_2))$ contains x . More precisely, we have to solve for s_2 the following equation:

$$(x - \mathcal{Y}(s_0)) \cdot u(s_0, s_2) = 0, \quad s_2 \in I_{PI}(x). \tag{4.12}$$

It is shown in [10] that such s_2 exists, is unique and depends smoothly on s_0 . Again, it can be seen that if $e(s_0, x)$, $s_0 \in I_{PI}(x)$ is found for $x \in U$, then the same vector works for all $x' \in U$ with $\beta(s_0, x) = \beta(s_0, x')$ (see [10]). Therefore, this construction defines $s_2 := s_2(s_0, \beta)$ and, consequently, $u(s_0, \beta) := u(s_0, s_2(s_0, \beta))$. Finally, we set

$$e(s, \beta) := \beta \times u(s, \beta); \tag{4.13}$$

$$n_0(s, x, \alpha) := \text{sgn}(\alpha \cdot \dot{\mathcal{Y}}(s)) \text{sgn}(\alpha \cdot e(s, \beta(s, x))), \quad s \in I_{PI}(x).$$

It is proven in [10] that in this case, $n_{\Sigma}(x, \alpha) = 1$ a.e. on S^2 . Substitution into (2.27) gives

$$\phi(s, x, \theta) = \text{sgn}(\alpha(s, \theta) \cdot e(s, \beta(s, x))), \quad s \in I_{PI}(x). \tag{4.14}$$

So, ϕ is discontinuous when $\alpha(s, \theta)$ is perpendicular to $e(s, \beta(s, x))$. Again, (4.14) implies that if $s \in I_{PI}(x)$, then $c_m(s, x)$ and $\alpha^\perp(s, x, \theta_m)$ depend on x only via $\beta(s, x)$. Therefore, (3.1) and (3.2) do apply when I is replaced by $I_{PI}(x)$.

Arguing in the same way as before, we immediately obtain the inversion formula of [10]

$$f(x) = -\frac{1}{2\pi^2} \int_{I_{\text{Pl}(x)}} \frac{1}{|x - \gamma(s)|} \int_0^{2\pi} \frac{\partial}{\partial q} D_f(\gamma(q), \cos \gamma \beta + \sin \gamma e(s, \beta)) \Big|_{q=s} \frac{d\gamma}{\sin \gamma} ds, \quad \beta = \beta(s, x). \quad (4.15)$$

It is shown in [10] that (4.15) leads to a convolution-based FBP inversion algorithm.

4.3. Discussion. Here, we collect some remarks inspired by the presented examples.

With the choice of the weight n_0 given by (4.3) or (4.13), $\phi(s, \beta(s, x), \theta)$ is continuous in θ as the planes $\Pi(\gamma(s), \alpha)$, $\alpha = \alpha(s, \theta) \in \beta^\perp(s, x)$ cross the boundary of $C_{\text{Pl}(x)}$. Therefore, no contribution from the endpoints of $C_{\text{Pl}(x)}$ to the image at x needs to be computed. Alternatively, we can say that the contributions from the endpoints to the image cancel each other.

The two examples presented in this section show that it is important to have the extra flexibility provided by the dependence of n_0 on x . Indeed, as is seen from (4.3) and (4.13), $n_0(s, x, \alpha)$ explicitly depends on x .

Since the weight n_0 in the general inversion formulas (2.28) and (2.29) is arbitrary (subject to Properties 2.5 and 2.6), we can use this flexibility to improve the detector usage. For example, (4.15) provides much better detector usage than (4.5) and (4.6) (see [10]).

ACKNOWLEDGMENT. This research was supported in part by the National Science Foundation (NSF) grant DMS-0104033.

REFERENCES

- [1] T. Aubin, *A Course in Differential Geometry*, Graduate Studies in Mathematics, vol. 27, American Mathematical Society, Rhode Island, 2001.
- [2] P. E. Danielsson et al., *Towards exact reconstruction for helical cone-beam scanning of long objects. A new detector arrangement and a new completeness condition*, Proc. 1997 Meeting on Fully 3D Image Reconstruction in Radiology and Nuclear Medicine (Pittsburgh) (D. W. Townsend and P. E. Kinahan, eds.), 1997, pp. 141–144.
- [3] M. Defrise and R. Clack, *A cone-beam reconstruction algorithm using shift-variant filtering and cone-beam backprojection*, IEEE Trans. on Medical Imaging **13** (1994), 186–195.
- [4] M. Defrise, F. Noo, and H. Kudo, *A solution to the long-object problem in helical cone-beam tomography*, Phys. Med. Biol. **45** (2000), 623–643.
- [5] D. V. Finch, *Cone beam reconstruction with sources on a curve*, SIAM J. Appl. Math. **45** (1985), no. 4, 665–673.
- [6] I. M. Gelfand and A. B. Goncharov, *Recovery of a compactly supported function starting from its integrals over lines intersecting a given set of points in space*, Soviet Math. Dokl. **34** (1987), 373–376.

- [7] P. Grangeat, *Mathematical framework of cone beam 3D reconstruction via the first derivative of the Radon transform*, Mathematical Methods in Tomography (Oberwolfach, 1990) (G. T. Herman, A. K. Louis, and F. Natterer, eds.), Lecture Notes in Math., vol. 1497, Springer, Berlin, 1991, pp. 66–97.
- [8] A. Greenleaf and G. Uhlmann, *Nonlocal inversion formulas for the X-ray transform*, Duke Math. J. **58** (1989), no. 1, 205–240.
- [9] A. Katsevich, *On quasi-local inversion of spiral CT data*, Math. Methods Appl. Sci. **23** (2000), no. 3, 271–297.
- [10] ———, *Improved exact FBP algorithm for spiral CT*, Preprint, 2001.
- [11] ———, *An inversion algorithm for Spiral CT*, Proceedings of the 2001 International Conference on Sampling Theory and Applications (A. I. Zayed, ed.), University of Central Florida, Florida, 2001, pp. 261–265.
- [12] ———, *Theoretically exact filtered backprojection-type inversion algorithm for spiral CT*, SIAM J. Appl. Math. **62** (2002), no. 6, 2012–2026.
- [13] H. Kudo and T. Saito, *Derivation and implementation of a cone-beam reconstruction algorithm for non-planar orbits*, IEEE Trans. on Medical Imaging **13** (1994), 196–211.
- [14] ———, *Fast and stable cone-beam filtered backprojection method for non-planar orbits*, Phys. Med. Biol. **43** (1998), 747–760.
- [15] F. Natterer, *Recent developments in X-ray tomography*, Tomography, Impedance Imaging, and Integral Geometry (South Hadley, Mass, 1993), Lectures in Appl. Math., vol. 30, American Mathematical Society, Rhode Island, 1994, pp. 177–198.
- [16] E. T. Quinto, *Singularities of the X-ray transform and limited data tomography in \mathbf{R}^2 and \mathbf{R}^3* , SIAM J. Math. Anal. **24** (1993), no. 5, 1215–1225.
- [17] A. G. Ramm and A. I. Zaslavsky, *X-ray transform, the Legendre transform, and envelopes*, J. Math. Anal. Appl. **183** (1994), no. 3, 528–546.
- [18] B. Smith, *Image reconstruction from cone-beam projections: necessary and sufficient conditions and reconstruction methods*, IEEE Trans. on Medical Imaging **4** (1985), 14–25.
- [19] H. Turbell and P.-E. Danielsson, *Helical cone beam tomography*, Int. J. of Imaging Syst. and Technology **11** (2000), 91–100.
- [20] H. K. Tuy, *An inversion formula for cone-beam reconstruction*, SIAM J. Appl. Math. **43** (1983), no. 3, 546–552.

Alexander Katsevich: Department of Mathematics, University of Central Florida (UCF), Orlando, FL 1364, USA

E-mail address: akatsevi@pegasus.cc.ucf.edu